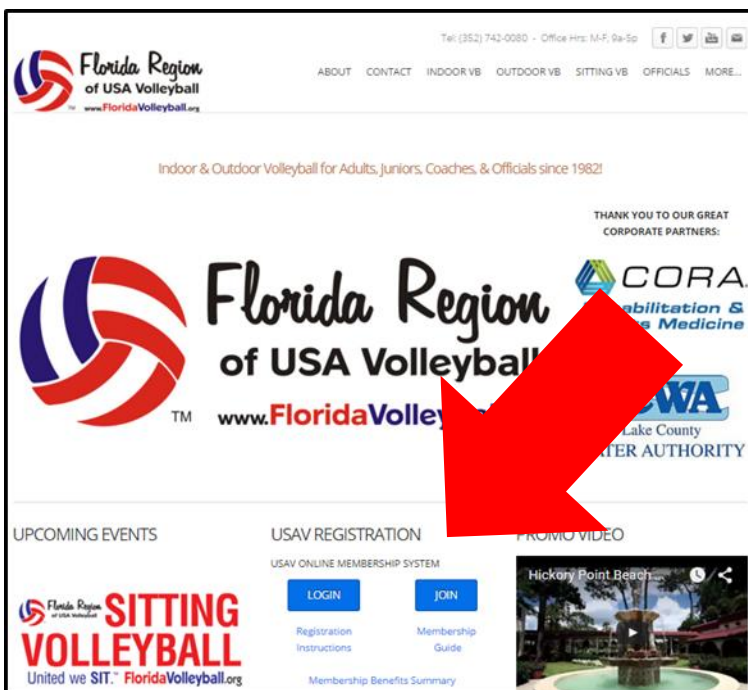


HOW DO I PURCHASE A USAV MEMBERSHIP IN FLORIDA?

Please follow the instructions below to register with the Florida Region of USA Volleyball. Membership in the Florida Region is available from September 1 to August 31st each year. Please refer to the Florida Region Membership Guide for details on available memberships, pricing, and our refund policy!

Note: Occasionally, members have pop-up blockers prohibiting them from completing the membership process. Please disable all pop-up blockers in order for the membership purchase to occur. If you are having difficulty renewing a membership on your mobile browser, please try on a computer.

1. Go to www.floridavolleyball.org
2. Scroll down until you see the following:



3. If you have NEVER been a member of USAV; please click on **JOIN** and you will see a screen that looks like this:

A screenshot of the 'Join Florida Region Volleyball' registration form. The form is titled 'Member Information >> Membership Options >> Confirm' and 'Join Florida Region Volleyball'. It includes a sidebar with navigation options like 'Renew Membership', 'Login', and 'Request A Login'. The main form area contains fields for 'Member's Legal Name', 'Preferred First Name', 'Maiden Name', 'Former Name', 'Address', 'City', 'State', 'Zip', 'Country', 'Email', 'Home Ph', 'Work Ph', 'Mobile Ph', 'Gender', 'Birth Date', 'Current Grade', and 'Level Of Play'. A red box highlights a privacy policy notice: 'The personal information that you provide to apply for membership, subscribe to our magazine or on-line newsletter, to purchase items from us, or to register as a user of our site is used within the USA Volleyball National Office to provide the services that we offer to you. For more information visit our complete privacy statement.' A 'NOTE' at the bottom states: 'NOTE - Select UA for all Non-Players'.

- If you have been a member before regardless of the region; please click on **LOGIN** and you will see a screen like this:



- When joining, you will create a new user name and password for your account. If logging in, please type in your user name and password. If you have forgotten your password, click the **“Forgot user name/Password”** in the **“Need Help?”** box.
- When logging in to renew a membership, there are two options to click to purchase a membership for the new season, **Renew Membership** on the left under the **Member Home** -OR- within the Quick Navigation Menu on the right, **Renew Membership**.



- After clicking to renew, you will be directed to a page to update and confirm your member information. Junior athletes will be required to select **Current Grade**. Click **Continue** when completed.
- Select the club you wish to affiliate with. You can select UNDECIDED if you have not yet committed to a club for the new season. After committing to a club, you can login to your membership and update your club affiliation.
- Click on membership type you would like to purchase.
- Check all roles you will be participating as.
- Click on **Submit**.
- Adults only:** If you are participating with a junior club or team, you will be required to purchase a USAV background screen for \$12 each season.
- Continue to payment screen.
- Input your payment method.
- Open EACH Waiver to Submit acceptance.**
- Click **Confirm**.


Note: Occasionally, members have pop-up blockers prohibiting them from completing the membership process. Please disable all pop-up blockers in order for the membership purchase to occur.

17. At this time your membership has been completed, you will receive an e-mail welcoming you to USA Volleyball.

Printing a Member Card

Now that you have purchased a membership, use the following instructions to print some copies of your membership card. Here are the instructions:

1. Log into your membership.
2. Once you are logged in, go to the **Member Area** under the **Member Home** or the **Print Member Card** link in the **Quick Navigation**.

> Logout | > Renew your Membership! | > Account Settings Help/FAQ  

USA Volleyball Florida Region **Florida Region** **USA VOLLEYBALL** USA Volleyball

Welcome to the Members' Only area of USA Volleyball!

Member Home
Member Area +
Account Administration
My Events
USA Volleyball Events
USAV Clinics +
Tournaments +
Region Clinics +
Privacy Policy

WELCOME, KRISTINA TO USA Volleyball - Webpoint

Member Photo
NO PHOTO
CLICK TO UPLOAD
Photo Status: No Photo
You do not have a photo on your membership card.
Upload Photo

Quick Navigation
Renew Membership
Print Membership Card
View Current Certifications/Badges
Login to USAV Academy

3. Expand the options by clicking the “+” sign.
4. Select **Print Member Card**.

> Logout | > Renew your Membership! | > Account Settings Help/FAQ  

USA Volleyball Florida Region **Florida Region** **USA VOLLEYBALL** USA Volleyball

Welcome to the Members' Only area of USA Volleyball!

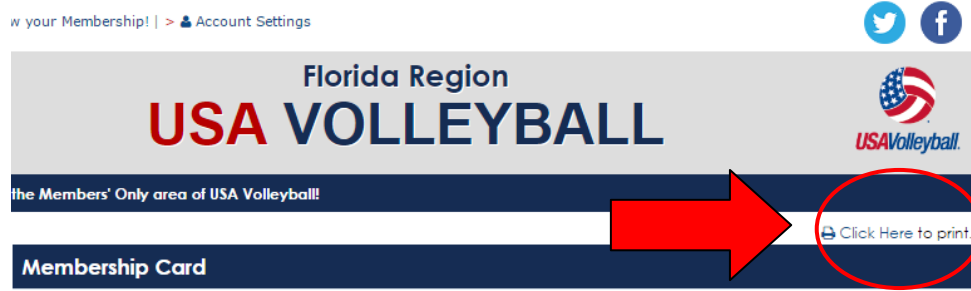
Member Home
Member Area -
Member Profile
Renew Membership
Print Member Card
Print Confirmation
Re-Print Waiver
Account Settings
Member Help Guide

WELCOME, KRISTINA TO USA Volleyball - Webpoint

Member Photo
NO PHOTO
CLICK TO UPLOAD
Photo Status: No Photo
You do not have a photo on your membership card.

Quick Navigation
Renew Membership
Print Membership Card
View Current Certifications/Badges
Login to USAV Academy

5. A new browser will open with your Member Card. Click the **“Click Here”** to print area at the top of the screen.



If you have any questions or need assistance completing your registration with the Florida Region, please contact (Michele Moriarty) at (352) 742-0080 or michele@FloridaVolleyball.org. Office hours are Mon-Fri, 9a-5p.